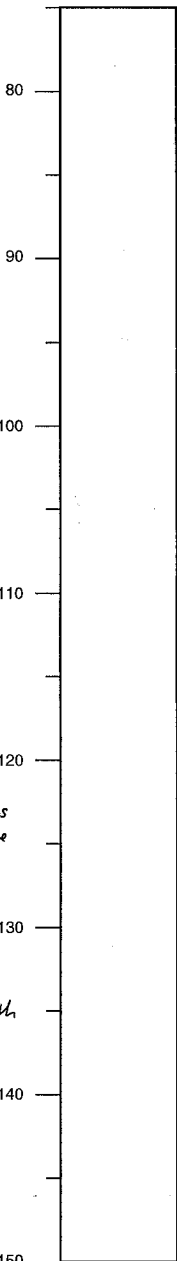
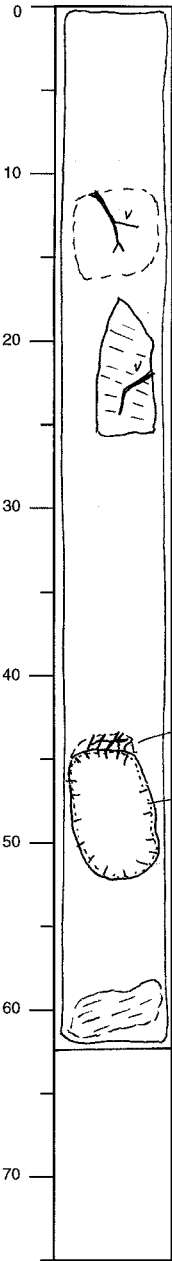


# STRUCTURAL GEOLOGY DESCRIPTION

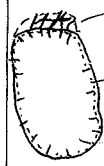
Leg	Hole	Core	Section	Observer
173	108A	23R	3	GM



veins



weak foliation defined by spinels with a plagioclase structure



surface: chocolate table texture  
→ increasing surface

section: veins initiate at the margins and wedge out towards the centre of the surface

⇒ the smaller veins are related to volume increase and simultaneous surface increase



weak foliation (spinel with plagioclase coronas)