
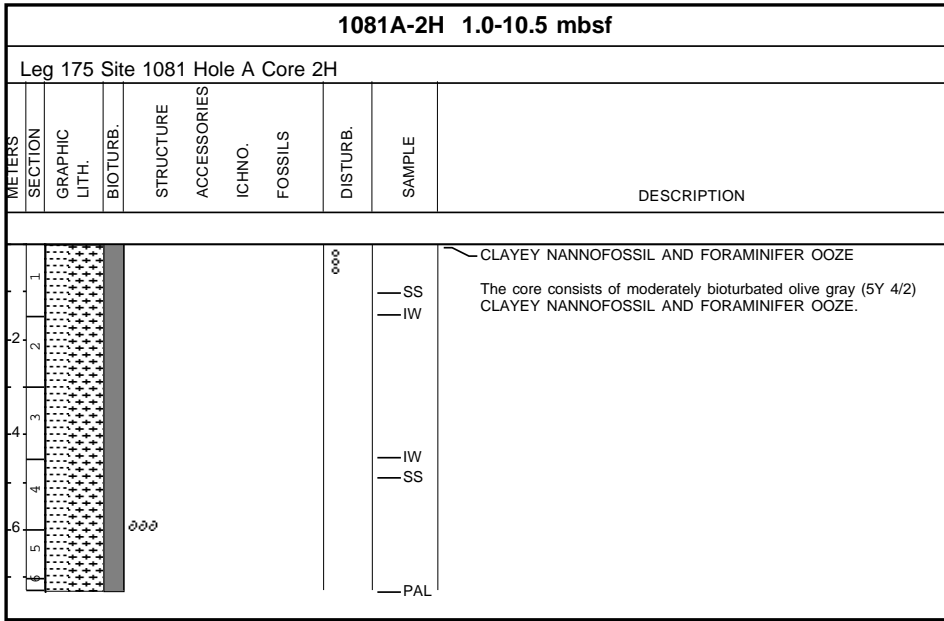




1081A-1H 0.0-1.0 mbsf										
Leg 175 Site 1081 Hole A Core 1H										
METERS	SECTION	GRAPHIC LITH.	BIOTURB.	STRUCTURE	ACCESSORIES	ICHO.	FOSSILS	DISTURB.	SAMPLE	DESCRIPTION
1										<p> NANNOFOSSIL-BEARING, FORAMINIFER-RICH CLAY SS PAL The core consists of soupy, olive (5Y 4/3) NANNOFOSSIL-BEARING, FORAMINIFER-RICH CLAY. </p>




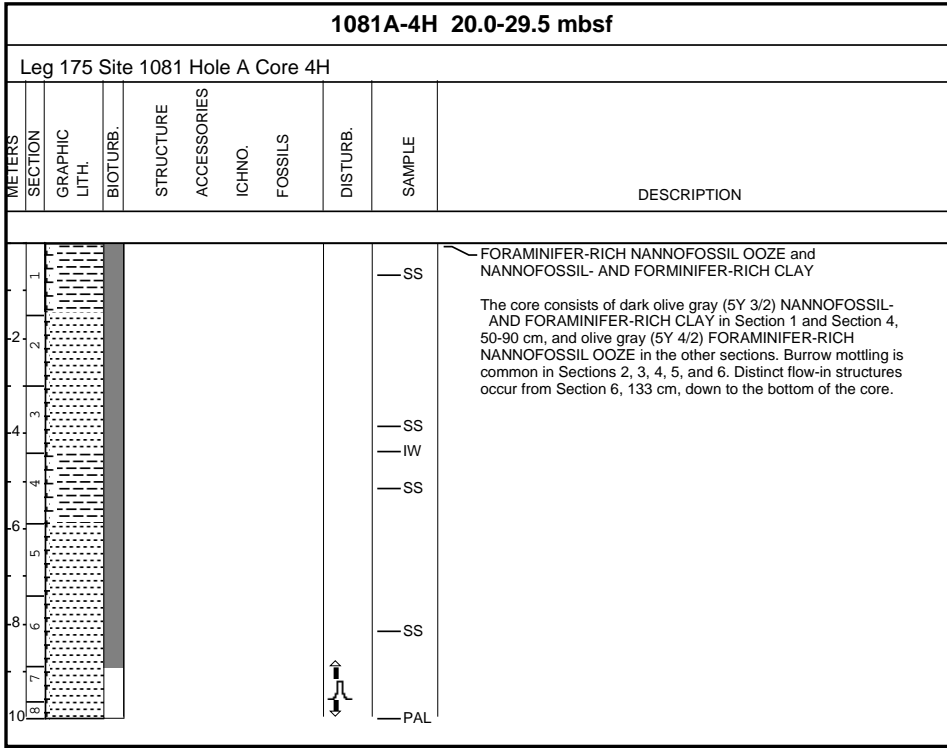


1081A-3H 10.5-20.0 mbsf						
Leg 175 Site 1081 Hole A Core 3H						
METERS	SECTION	GRAPHIC LITH.	BIOTURB.	STRUCTURE ACCESSORIES	ICHO. FOSSILS	DISTURB. SAMPLE
DESCRIPTION						
1						SS
2						SS
3						
4						SS
5						
6						SS
7						
8						PAL


NANNOFOSSIL- AND FORAMINIFER-RICH CLAY

The core consists of moderately bioturbated NANNOFOSSIL- and FORAMINIFER-RICH CLAY. A mollusc shell 2 cm in diameter occurs in Section 2, 50 cm.






1081A-5H 29.5-39.0 mbsf										
Leg 175 Site 1081 Hole A Core 5H										
METERS	SECTION	GRAPHIC LITH.	BIOTURB.	STRUCTURE	ACCESSORIES	ICHNO.	FOSSILS	DISTURB.	SAMPLE	DESCRIPTION
1								↕↕↕↕	SS	<p>NANNOFOSSIL-RICH CLAY, CLAYEY NANNOFOSSIL OOZE, and DIATOM AND NANNOFOSSIL-RICH CLAY</p> <p>The core consists of dark olive gray (5Y 3/2) NANNOFOSSIL- and olive gray (5Y 4/2) FORAMINIFER-RICH CLAY and olive gray (5Y 4/2) CLAYEY NANNOFOSSIL OOZE. The two lithologies recur in regular intervals in the core. The whole core is bioturbated. At the bottom of Section 6, olive gray (5Y 4/2) DIATOM AND NANNOFOSSIL-RICH CLAY is present.</p>
2										
3										
4									SS	
5									IW	
6									SS	
7									PAL	




1081A-6H 39.0-48.5 mbsf										
Leg 175 Site 1081 Hole A Core 6H										
METERS	SECTION	GRAPHIC LITH.	BIOTURB.	STRUCTURE	ACCESSORIES	ICHO.	FOSSILS	DISTURB.	SAMPLE	DESCRIPTION
1									SS	<p>NANNOFOSSIL- AND FORAMINIFER-RICH CLAY and NANNOFOSSIL-RICH CLAY</p> <p>The core consists of dark olive gray (5Y 3/2) NANNOFOSSIL- and FORAMINIFER-RICH CLAY and NANNOFOSSIL-RICH CLAY. NANNOFOSSIL and FORAMINIFER-RICH CLAY is present between Section 4, 90 cm, and Section 5, 20 cm. The whole core is bioturbated.</p>
2									SS	
3									SS	
4									IW	
5									SS	
6									SS	
7									PAL	



1081A-7H 48.5-58.0 mbsf							
Leg 175 Site 1081 Hole A Core 7H							
METERS	SECTION	GRAPHIC LITH.	BIOTURB.	STRUCTURE	ACCESSORIES	ICHO.	FOSSILS
						DISTURB.	SAMPLE
DESCRIPTION							
0							
0.2							SS
0.4							SS
0.6							SS
0.8							IW
1.0							SS
1.2							SS
1.4							SS
1.6							SS
1.8							SS
2.0							PAL

NANNOFOSSIL- AND FORAMINIFER-RICH CLAY

The core consists of moderately bioturbated, olive gray (5Y 4/2), and dark olive gray (5Y 3/2) NANNOFOSSIL AND FORAMINIFER-RICH CLAY. In Sections 1, 3, and 4 distinct changes in color occur at 120 cm, 50 cm, and 90 cm, respectively, from olive gray to dark olive gray.




1081A-8H 58.0-67.5 mbsf							
Leg 175 Site 1081 Hole A Core 8H							
METERS	SECTION	GRAPHIC LITH.	BIOTURB.	STRUCTURE ACCESSORIES	ICHO. FOSSILS	DISTURB.	SAMPLE DESCRIPTION
1						o o o o	<p>NANNOFOSSIL AND FORAMINIFER-RICH CLAY and FORAMINIFER-BEARING AND NANNOFOSSIL-RICH CLAY</p> <p>This core consists of a moderately bioturbated, dark olive gray (5Y 3/2) to olive gray (5Y 4/2) NANNOFOSSIL AND FORAMINIFER-RICH CLAY, and black (5Y 2.5/1) FORAMINIFER-BEARING AND NANNOFOSSIL-RICH CLAY. Dark olive gray, olive gray, and black intervals are between 100 and 150 cm thick. Bioturbation is best seen at sharp color transitions between intervals. Mixing from bioturbation extends at least 20 cm on either side of these interfaces.</p>
2						SS	
3						IW	
4							
5						SS	
6							
7						SS	
8						PAL	


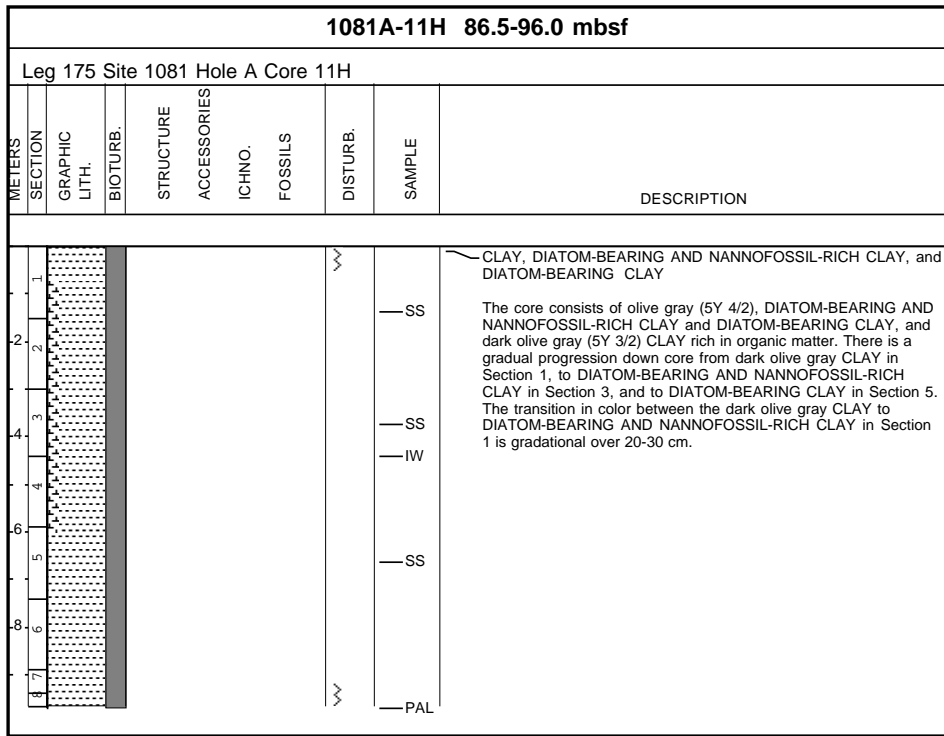


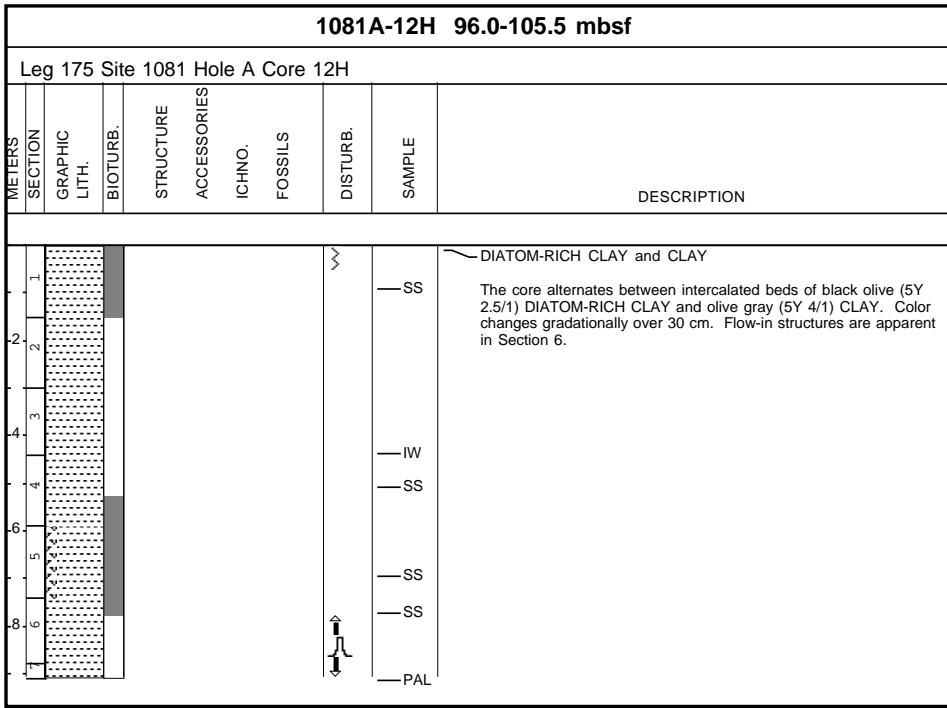
1081A-9H 67.5-77.0 mbsf

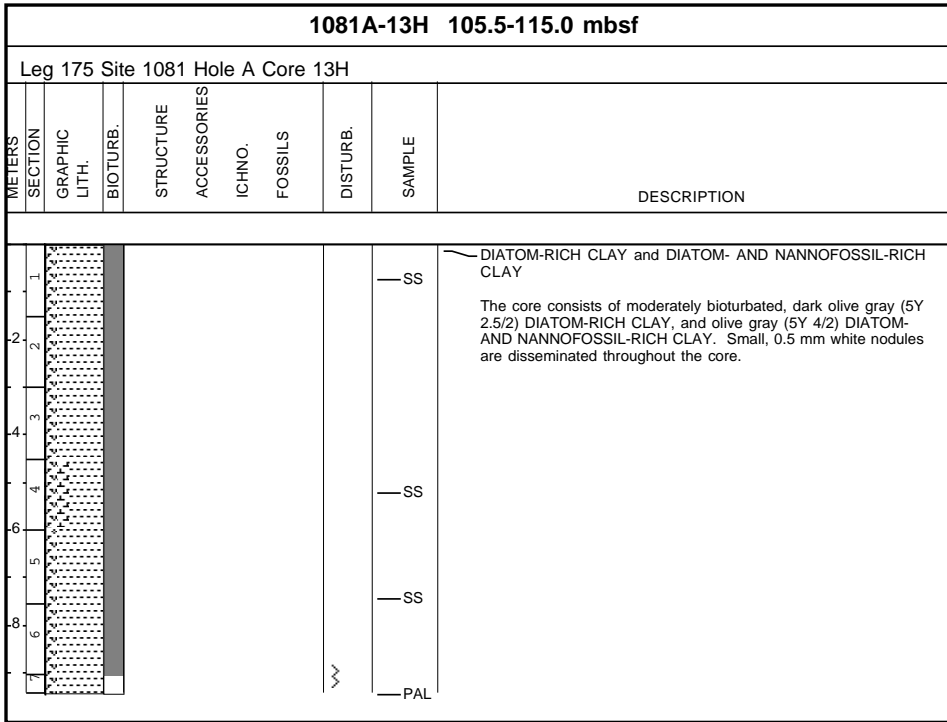
Leg 175 Site 1081 Hole A Core 9H
































METERS	SECTION	GRAPHIC LITH.	BIOTURB.	STRUCTURE	ACCESSORIES	ICHO.	FOSSILS	DISTURB.	SAMPLE	DESCRIPTION
1										<p>NANNOFOSSIL AND FORAMINIFER-RICH CLAY and DIATOM-BEARING NANNOFOSSIL-RICH CLAY</p> <p>The core consists of a moderately bioturbated, dark olive gray (5Y 3/2) NANNOFOSSIL AND FORAMINIFER- RICH CLAY with an intercalated, very dark gray (5Y 3/1), 20 cm thick interval of DIATOM-BEARING NANNOFOSSIL-RICH CLAY in Section 6. Burrows are 1 to 2 cm thick in diameter. The transition from dark olive gray to very dark gray is gradational over 20 cm.</p>
2								SS		
3								IW		
4								SS		
5										
6										
7								SS		
								PAL		
























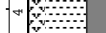









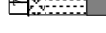





















































1081A-14H 115.0-124.5 mbsf							
Leg 175 Site 1081 Hole A Core 14H							
METERS	SECTION	GRAPHIC LITH.	BIOTURB.	STRUCTURE	ACCESSORIES	ICHNO.	FOSSILS
				DISTURB.	SAMPLE	DESCRIPTION	
1							
2							
3							
4							
5							
6							
7							
8							
							
							
							
							
							
							
							
							
							
							
							
							
							
							
							
							
							
							
							
							
							
							
							
</							


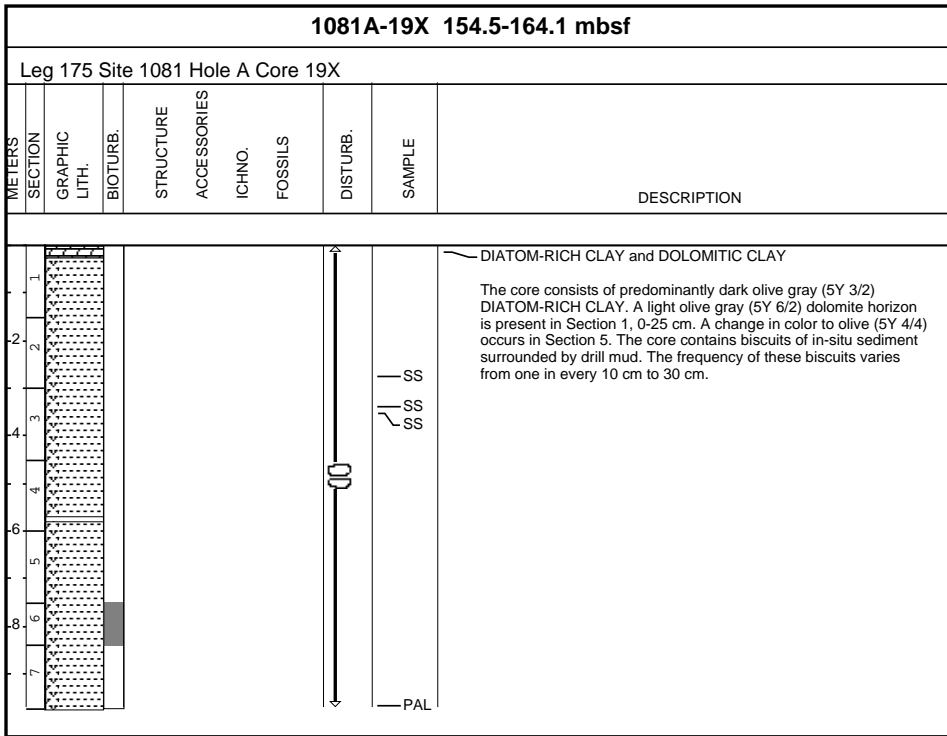


1081A-16H 134.0-137.0 mbsf						
Leg 175 Site 1081 Hole A Core 16H						
METERS	SECTION	GRAPHIC LITH.	BIOTURB.	STRUCTURE	ACCESSORIES	DESCRIPTION
	GRAPHIC LITH.			ICHNO.	FOSSILS	
				DISTURB.	SAMPLE	
1						The core consists mainly of drilling mud and was not described.
2						
3						
4						
5						
6						
7						
8						
9						




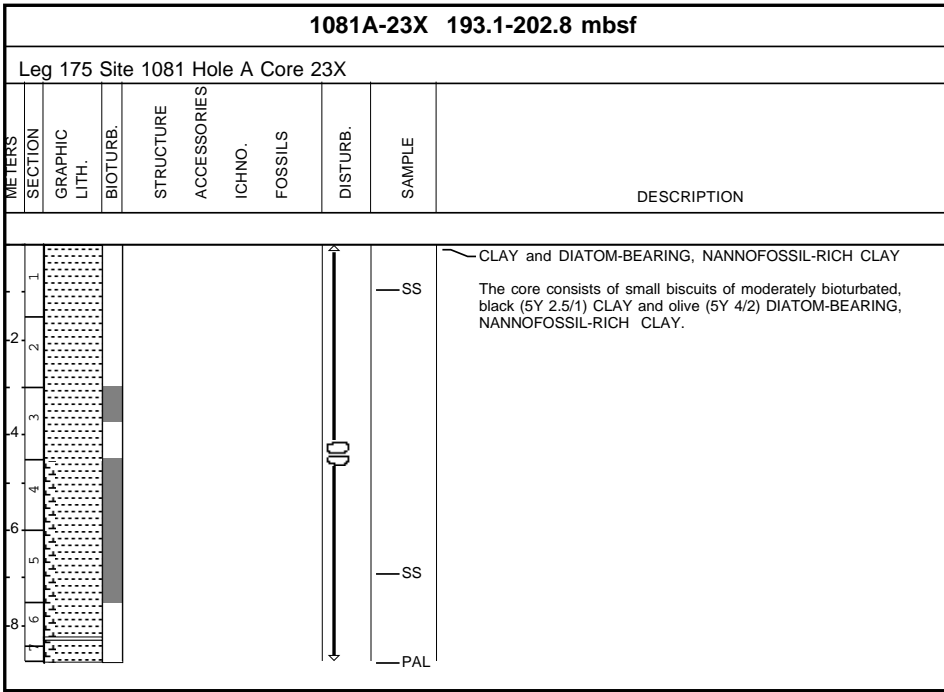
1081A-18H 146.0-154.5 mbsf										
Leg 175 Site 1081 Hole A Core 18H										
METRES	SECTION	GRAPHIC LITH.	BIOTURB.	STRUCTURE	ACCESSORIES	ICHNO.	FOSSILS	DISTURB.	SAMPLE	DESCRIPTION
1										<p>DIATOM-RICH CLAY and NANNOFOSSIL-BEARING DIATOM-RICH CLAY</p> <p>The core consists of dark olive gray (5Y 3/2) and olive gray (5Y 4/2) DIATOM-RICH CLAY and NANNOFOSSIL-BEARING DIATOM-RICH CLAY, respectively. Bioturbation is moderate throughout the core.</p>
2										
3										
4										
5										
6										
6										
6										
6										
6										
6										
6										
6										
6										
6										
6										
6										
6										
6										
6										
6										
6										
6										
6										
6										
6										
6										
6										
6										
6										
6										
6										
6										
6										
6										
6										
6										
6										







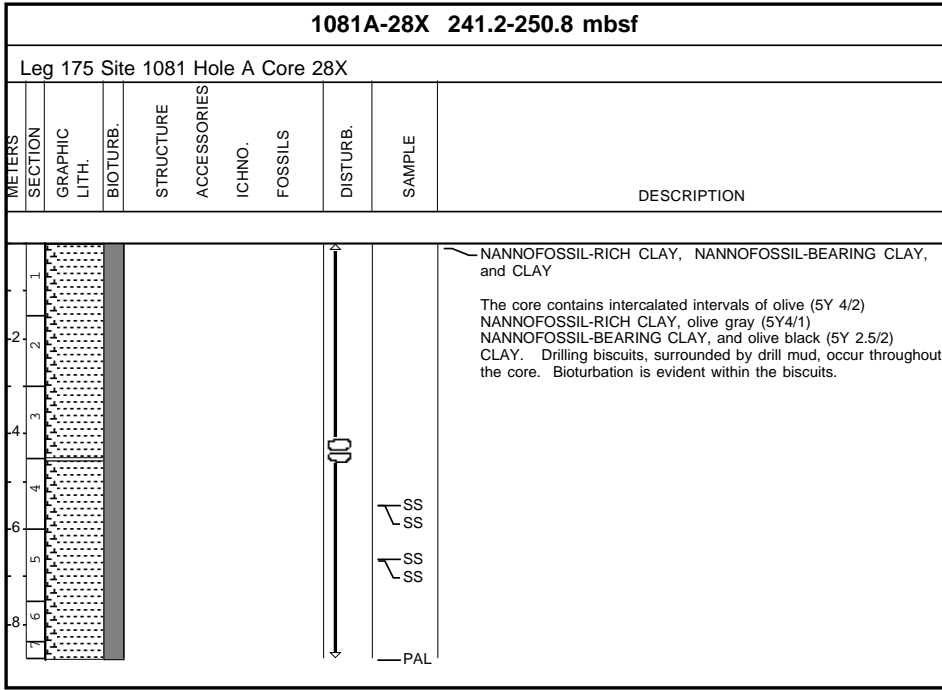
1081A-22X 183.5-193.1 mbsf						
Leg 175 Site 1081 Hole A Core 22X						
METERS	SECTION	GRAPHIC LITH.	BIOTURB.	STRUCTURE	ACCESSORIES	DESCRIPTION
				ICHNO.	FOSSILS	
				DISTURB.	SAMPLE	
1		[Dotted pattern]				<p>DIATOM- AND NANNOFOSSIL-BEARING CLAY and DIATOM-BEARING CLAY</p> <p>The core consists of dark olive gray (5Y 3/2) DIATOM- AND NANNOFOSSIL-BEARING CLAY. In Section 3, 0-70 cm, there is a light olive brown (5Y 5/6), highly fractured dolomite horizon. The core catcher contains olive gray (5Y 3/1) DIATOM-BEARING CLAY.</p>
2		[Dotted pattern]				
3		[Dotted pattern]				
4		[Dotted pattern]				
5		[Dotted pattern]				
6		[Dotted pattern]				
7		[Dotted pattern]				






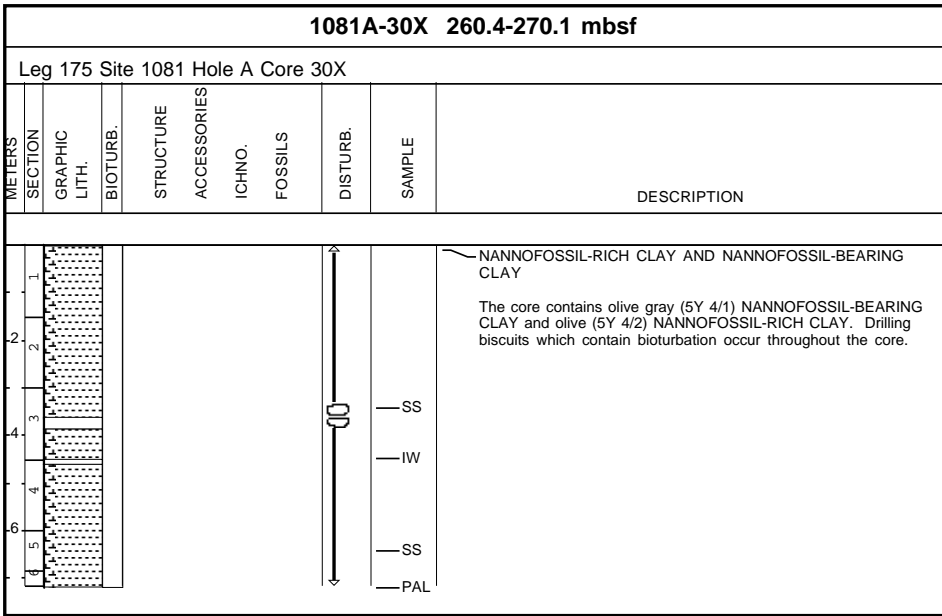
1081A-24X 202.8-212.4 mbsf										
Leg 175 Site 1081 Hole A Core 24X										
METERS	SECTION	GRAPHIC LITH.	BIOTURB.	STRUCTURE	ACCESSORIES	ICHNO.	FOSSILS	DISTURB.	SAMPLE	DESCRIPTION
1										DIATOM and NANNOFOSSIL-RICH CLAY and DIATOM-BEARING CLAY The core contains olive (5Y 4/2) NANNOFOSSIL- AND DIATOM-RICH CLAY and black (5Y 2.5/1) DIATOM-BEARING CLAY. Drilling biscuits occur throughout the core.
2									SS	
3										
4									IW	
4									SS	
6									PAL	






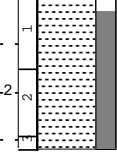

1081A-29X 250.8-260.4 mbsf										
Leg 175 Site 1081 Hole A Core 29X										
METERS	SECTION	GRAPHIC LITH.	BIOTURB.	STRUCTURE	ACCESSORIES	ICHNO.	FOSSILS	DISTURB.	SAMPLE	DESCRIPTION
1										DIATOM-BEARING, NANNOFOSSIL-RICH CLAY AND CLAY The core contains drilling biscuits of intercalated intervals of moderately bioturbated, olive (5Y 4/2), DIATOM-BEARING, NANNOFOSSIL-RICH CLAY and black (5Y 2.5/1) CLAY.
2									SS	
3									SS	
4										
5										
6										
7									PAL	







1081A-31X 270.1-279.7 mbsf										
Leg 175 Site 1081 Hole A Core 31X										
METERS	SECTION	GRAPHIC LITH.	BIOTURB.	STRUCTURE	ACCESSORIES	ICHNO.	FOSSILS	DISTURB.	SAMPLE	DESCRIPTION
1										<p>NANNOFOSSIL-BEARING CLAY and NANNOFOSSIL-RICH CLAY</p> <p>The core contains drilling biscuits of moderately bioturbated, olive gray (5Y 4/1) NANNOFOSSIL-BEARING CLAY and olive (5Y 4/2) NANNOFOSSIL-RICH CLAY. Glauconite is more abundant in the NANNOFOSSIL-BEARING CLAY.</p>
2									SS	
3									SS	
4									PAL	




1081A-34X 299.0-308.6 mbsf										
Leg 175 Site 1081 Hole A Core 34X										
METERS	SECTION	GRAPHIC LITH.	BIOTURB.	STRUCTURE	ACCESSORIES	ICHNO.	FOSSILS	DISTURB.	SAMPLE	DESCRIPTION
0									SS PAL	DIATOM AND NANNOFOSSIL-BEARING CLAY The core consists of black (5Y 2.5/1) DIATOM- AND NANNOFOSSIL-BEARING CLAY. Drilling biscuits occur throughout the core.




1081A-35X 308.6-318.2 mbsf										
Leg 175 Site 1081 Hole A Core 35X										
METERS	SECTION	GRAPHIC LITH.	BIOTURB.	STRUCTURE	ACCESSORIES	ICHNO.	FOSSILS	DISTURB.	SAMPLE	DESCRIPTION
1 2 3										<p>NANNOFOSSIL-RICH CLAY</p> <p>SS</p> <p>SS</p> <p>SS</p> <p>PAL</p> <p>The core consists of drill biscuits of dark olive gray (5Y 3/2) and black (5Y 2.5/2) NANNOFOSSIL-RICH CLAY. A dolomite horizon is present in the last 30 cm of the core catcher.</p>


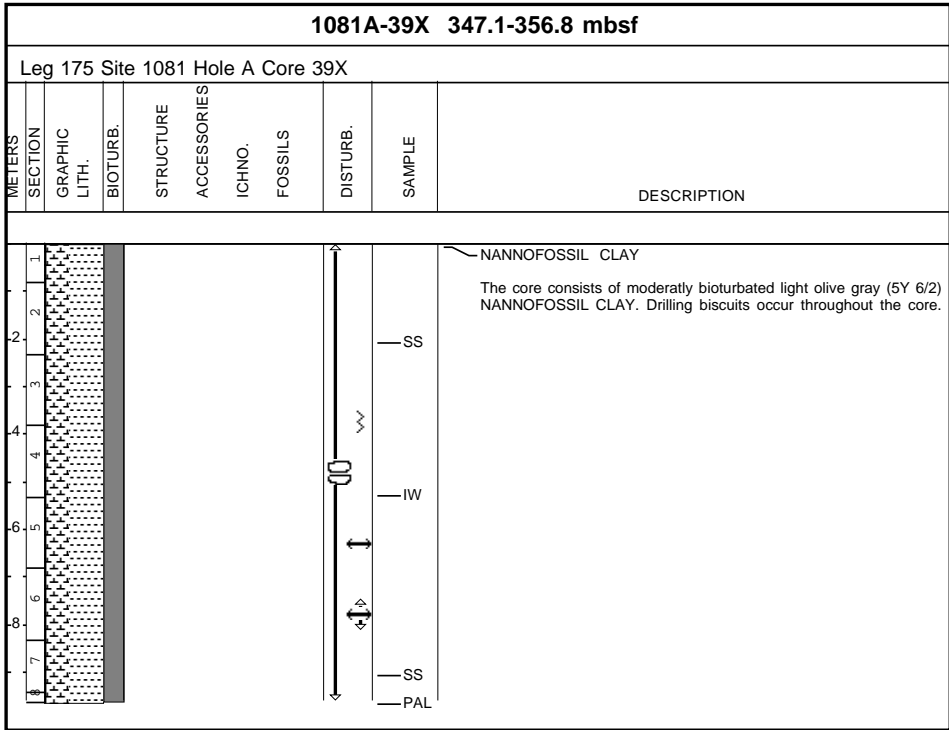


1081A-37X 327.8-337.5 mbsf										
Leg 175 Site 1081 Hole A Core 37X										
METERS	SECTION	GRAPHIC LITH.	BIOTURB.	STRUCTURE	ACCESSORIES	ICHNO.	FOSSILS	DISTURB.	SAMPLE	DESCRIPTION
1										<p>NANNOFOSSIL-RICH CLAY and CLAY</p> <p>The core consists of olive gray (5Y 4/2) NANNOFOSSIL-RICH CLAY and black (5Y 2.5/2) CLAY. Drilling biscuits which contain moderate burrow mottling occur throughout the core.</p>
2									SS	
3									SS	
4										
5									SS	
6									SS	
									PAL	





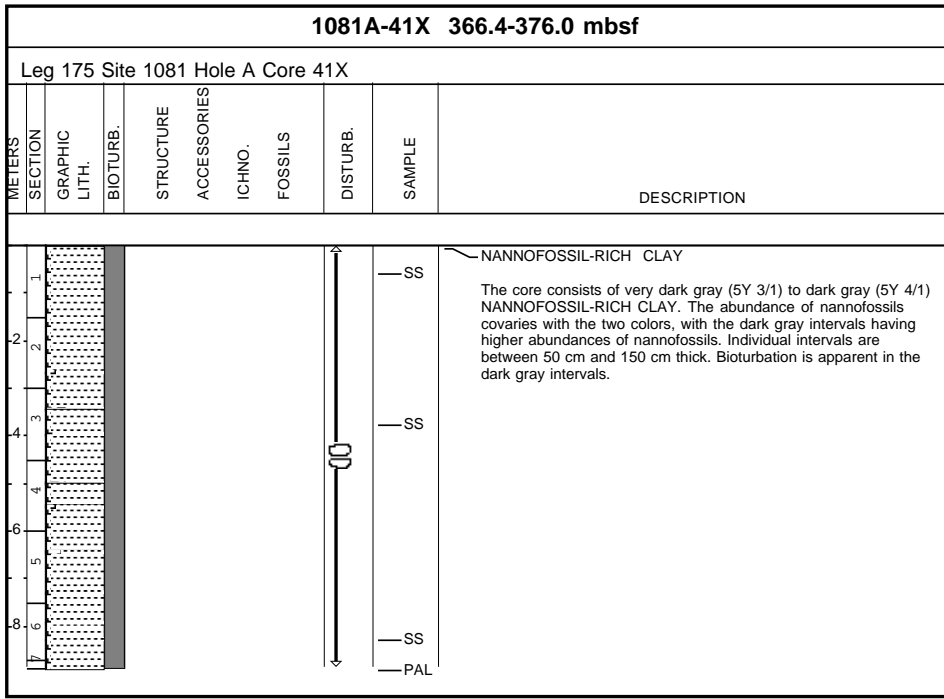
1081A-38X 337.5-347.1 mbsf						
Leg 175 Site 1081 Hole A Core 38X						
METERS	SECTION	GRAPHIC LITH.	BIOTURB.	STRUCTURE	ACCESSORIES	DESCRIPTION
				ICHNO.	FOSSILS	
				DISTURB.	SAMPLE	
1						<p>NANNOFOSSIL-RICH CLAY and NANNOFOSSIL-BEARING CLAY</p> <p>The core consists of light olive gray (5Y 6/2) NANNOFOSSIL-RICH CLAY and olive gray (5Y 4/2) NANNOFOSSIL-BEARING CLAY. Drilling biscuits occur throughout the core.</p>
2					SS	
3					SS	
4					PAL	






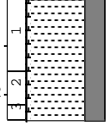

1081A-40X 356.8-366.4 mbsf										
Leg 175 Site 1081 Hole A Core 40X										
METERS	SECTION	GRAPHIC LITH.	BIOTURB.	STRUCTURE	ACCESSORIES	ICHNO.	FOSSILS	DISTURB.	SAMPLE	DESCRIPTION
4	1									<p>SS — NANNOFOSSIL-RICH CLAY</p> <p>PAL —</p> <p>The core consists of moderately bioturbated olive gray (5Y 5/2) and gray (5Y 5/2) NANNOFOSSIL-RICH CLAY. A sharp color change occurs at Section 1, 60 cm. Drilling biscuits occur throughout.</p>





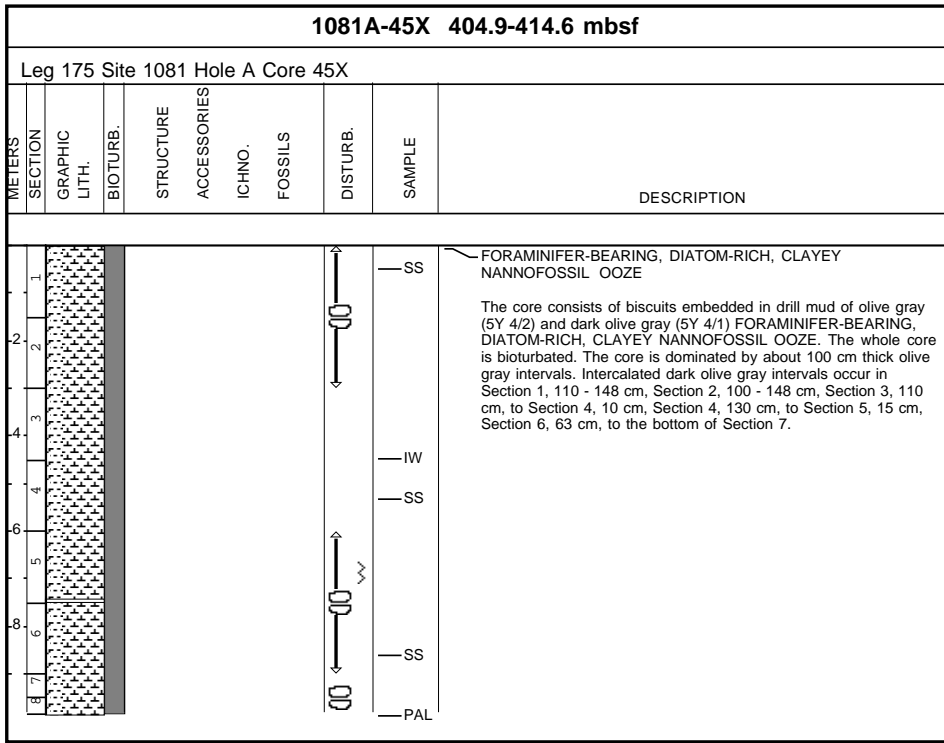


1081A-43X 385.6-395.3 mbsf							
Leg 175 Site 1081 Hole A Core 43X							
METERS	SECTION	GRAPHIC LITH.	BIOTURB.	STRUCTURE	ACCESSORIES	DESCRIPTION	
				ICHNO.	FOSSILS		
				DISTURB.	SAMPLE		
1						<p>NANNOFOSSIL-RICH CLAY and CLAYEY NANNOFOSSIL OOZE</p> <p>The core consists of biscuits embedded in drill mud of very dark gray (5Y 3/2) and dark olive gray (5Y 4/1) NANNOFOSSIL-RICH CLAY. Olive gray (5Y 4/2) CLAYEY NANNOFOSSIL OOZE is present in Section 3, 40 to 140 cm. The changes in color and lithology are gradual. The whole core is bioturbated.</p>	
2					SS		
3							SS
4							SS
5							SS
6							
7							PAL





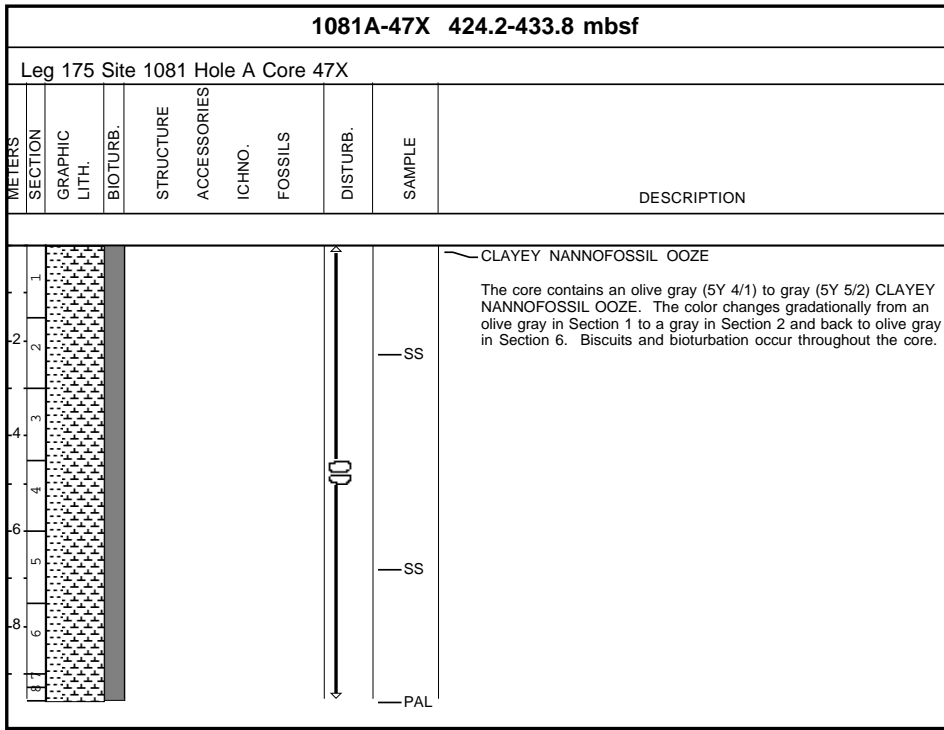
1081A-44X 395.3-404.9 mbsf										
Leg 175 Site 1081 Hole A Core 44X										
METERS	SECTION	GRAPHIC LITH.	BIOTURB.	STRUCTURE	ACCESSORIES	ICHNO.	FOSSILS	DISTURB.	SAMPLE	DESCRIPTION
1.2										<p>FORAMINIFER-BEARING NANNOFOSSIL-RICH CLAY and FORAMINIFER- AND DIATOM-BEARING NANNOFOSSIL-RICH CLAY</p> <p>SS</p> <p>SS</p> <p>IW</p> <p>The core consists of biscuits embedded in drill mud of dark olive gray (5Y 4/1) and very dark gray (5Y 3/2) FORAMINIFER-BEARING, NANNOFOSSIL-RICH CLAY and olive gray (5Y 4/2) FORAMINIFER- AND DIATOM-BEARING NANNOFOSSIL-RICH CLAY. The whole core is bioturbated.</p>

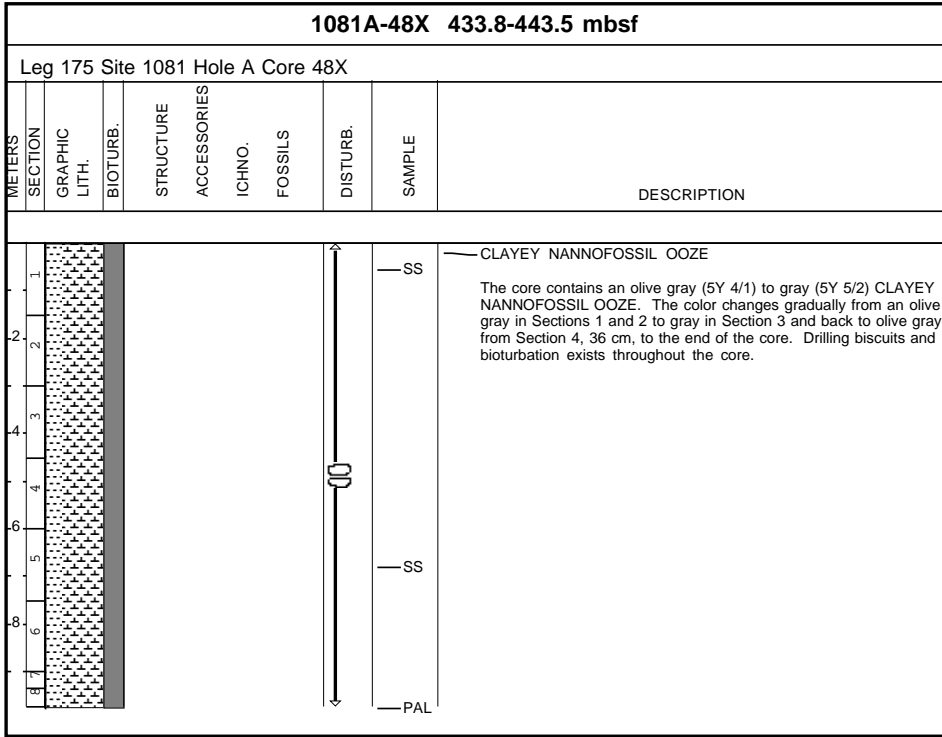





1081A-46X 414.6-424.2 mbsf										
Leg 175 Site 1081 Hole A Core 46X										
METERS	SECTION	GRAPHIC LITH.	BIOTURB.	STRUCTURE	ACCESSORIES	ICHNO.	FOSSILS	DISTURB.	SAMPLE	DESCRIPTION
1										<p>CLAYEY NANNOFOSSIL OOZE</p> <p>The core contains biscuits of gray (5Y 5/2) to olive gray (5Y 4/2) CLAYEY NANNOFOSSIL OOZE. The color changes gradually from gray in Section 1 to olive gray in Section 2 and back to gray in Section 6. Bioturbation occurs throughout the core.</p>
2									SS	
3										
4										
4									SS	
6										
5									SS	
8										
										PAL







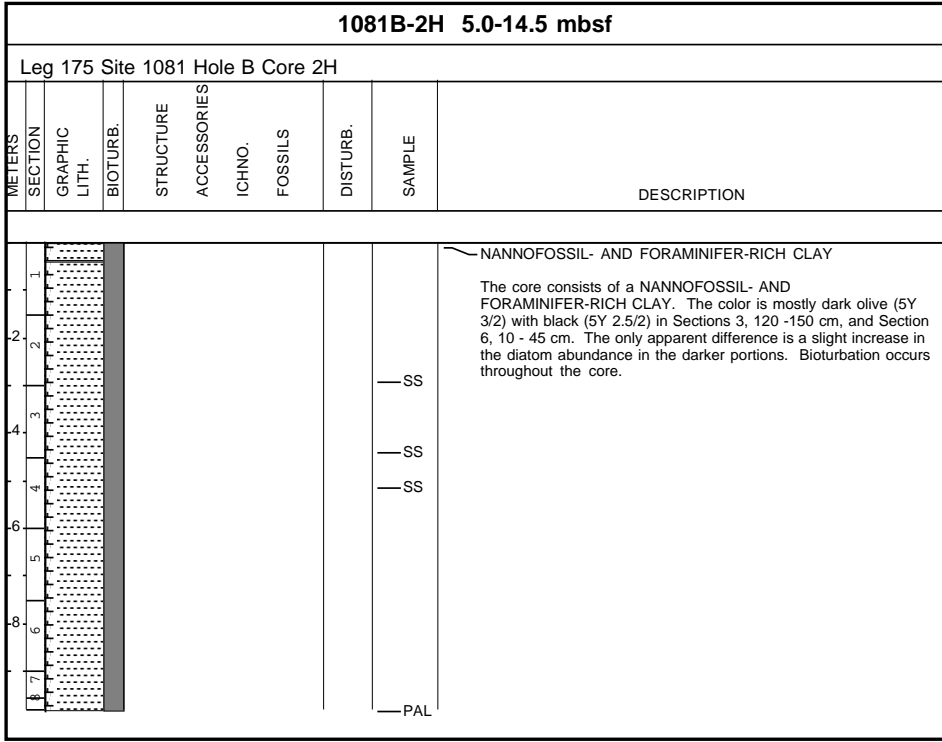


1081A-49X 443.5-452.7 mbsf						
Leg 175 Site 1081 Hole A Core 49X						
METERS	SECTION	GRAPHIC LITH.	BIOTURB.	STRUCTURE	ACCESSORIES	DESCRIPTION
				ICHNO.	FOSSILS	
				DISTURB.	SAMPLE	
1						CLAYEY NANNOFOSSIL OOZE The core consists of a moderately bioturbated, olive gray (5Y 4/2) CLAYEY NANNOFOSSIL OOZE.
2						
3						
4						
					SS	
					PAL	




1081B-1H 0.0-5.0 mbsf										
Leg 175 Site 1081 Hole B Core 1H										
METERS	SECTION	GRAPHIC LITH.	BIOTURB.	STRUCTURE	ACCESSORIES	ICHNO.	FOSSILS	DISTURB.	SAMPLE	DESCRIPTION
0.0	1							°°°°	SS	<p>NANNOFOSSIL-BEARING, FORAMINIFER-RICH CLAY and NANNOFOSSIL-AND DIATOM-BEARING, FORAMINIFER-RICH CLAY</p> <p>The core consists of an olive (5Y 4/3) NANNOFOSSIL-BEARING, FORAMINIFER-RICH CLAY and a dark olive gray (5Y 3/2) NANNOFOSSIL-AND DIATOM-BEARING, FORAMINIFER-RICH CLAY. The color changes gradually from olive in Section 1 to dark olive gray in Sections 2, 3, 4, and the core catcher. Bioturbation occurs throughout the core.</p>
0.2	2									
0.3	3								SS	
0.4	4								PAL	






1081B-3H 14.5-24.0 mbsf										
Leg 175 Site 1081 Hole B Core 3H										
METERS	SECTION	GRAPHIC LITH.	BIOTURB.	STRUCTURE	ACCESSORIES	ICHO. NO.	FOSSILS	DISTURB.	SAMPLE	DESCRIPTION
1									SS	<p>NANNOFOSSIL-BEARING, FORAMINIFER-RICH CLAY and NANNOFOSSIL- FORAMINIFER-RICH CLAY</p> <p>The core consists of NANNOFOSSIL-BEARING, FORAMINIFER-RICH CLAY and NANNOFOSSIL- FORAMINIFER-RICH CLAY. The predominant color is dark olive gray (5Y 3/2) with gradational change in color to olive gray (5Y 4/2) in Section 1, 0 - 67 cm, Section 2, and Section 7. The smear slides indicate that the change in the abundance of biogenic particles does not correlate with the color changes.</p>
2									SS	
3									SS	
4									SS	
5									SS	
6									SS	
7									SS PAL	




1081B-4H 24.0-33.5 mbsf

Leg 175 Site 1081 Hole B Core 4H

METERS	SECTION	GRAPHIC LITH.	BIOTURB.	STRUCTURE	ACCESSORIES	ICHNO.	FOSSILS	DISTURB.	SAMPLE	DESCRIPTION
1									SS	<p>FORAMINIFER-BEARING, NANNOFOSSIL-RICH CLAY and NANNOFOSSIL-RICH CLAY</p> <p>The core consists of a FORAMINIFER-BEARING, NANNOFOSSIL-RICH CLAY and NANNOFOSSIL-RICH CLAY. The color is very dark gray (5Y 3/1) in Sections 1 and 5, olive (5Y 4/3) in Sections 2 and 4, and dark olive gray (5Y 3/2) in Section 3. Smear slides evidence do not indicate a correlation between biogenic abundance and color change.</p>
2									SS	
3									SS	
4									SS	
5									SS	
6									SS	
7									SS	
10									PAL	




1081B-6H 43.0-52.5 mbsf						
Leg 175 Site 1081 Hole B Core 6H						
METERS	SECTION	GRAPHIC LITH.	BIOTURB.	STRUCTURE	ACCESSORIES	DESCRIPTION
				ICHNO.	FOSSILS	
				DISTURB.	SAMPLE	
1						<p>DIATOM- AND NANNOFOSSIL- BEARING CLAY, and CLAYEY NANNOFOSSIL OOZE</p> <p>The core consists of DIATOM- AND NANNOFOSSIL- BEARING CLAY, and CLAYEY NANNOFOSSIL OOZE in gradational contact (Section 5, 20-30 cm). Sections 1 to 5, 30 cm and the core catcher are olive (5Y 4/3) while Sections 5, 50 cm to 7 are pale olive (5Y 6/4) in color. The core is moderately bioturbated throughout. Section 6, 0-26 cm, contains a vertical burrow 1.5 cm in diameter and 26 cm in length.</p>
2					SS	
3						
4						
5					SS	
6						
7					PAL	













1081B-7H 52.5-62.0 mbsf							
Leg 175 Site 1081 Hole B Core 7H							
METERS	SECTION	GRAPHIC LITH.	BIOTURB.	STRUCTURE	ACCESSORIES	ICHO. FOSSILS	DISTURB. SAMPLE
DESCRIPTION							
1							SS
2							
3							SS
4							
5							
6							SS
7							PAL


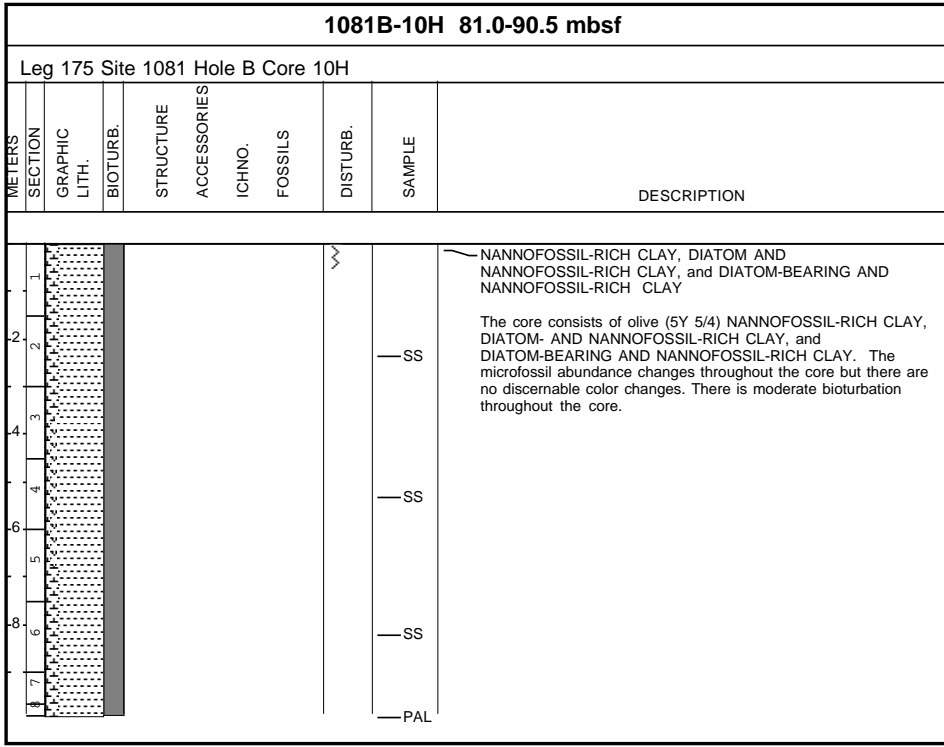
NANNOFOSSIL-RICH CLAY, and DIATOM- AND NANNOFOSSIL-RICH CLAY

The core consists of NANNOFOSSIL-RICH CLAY, and DIATOM- AND NANNOFOSSIL-RICH CLAY. There is a distinct color change at Section 2, 20 cm from olive (5Y 4/3) to light olive gray (5Y 5/2). Changes in biogenic components do not coincide with the color change in Section 5. The core is moderately bioturbated throughout.




1081B-9H 71.5-81.0 mbsf							
Leg 175 Site 1081 Hole B Core 9H							
METERS	SECTION	GRAPHIC LITH.	BIOTURB.	STRUCTURE	ACCESSORIES	ICHO. FOSSILS	DISTURB. SAMPLE
DESCRIPTION							
1							<p>DIATOM- AND NANNOFOSSIL-BEARING CLAY and DIATOM-RICH CLAY</p> <p>The core consists of DIATOM- AND NANNOFOSSIL-BEARING CLAY and DIATOM-RICH CLAY. Sections 1, 2, 3, 7, and the core catcher are light olive gray (5Y 5/2) DIATOM- AND NANNOFOSSIL-BEARING CLAY and Sections 4, 5, and 6 are olive (5Y 4/3) DIATOM-RICH CLAY. The core is moderately bioturbated throughout.</p>
2						SS	
3							
4						SS	
5							
6						SS	
7							
8						SS	
10						PAL	
















1081B-12H 100.0-109.5 mbsf										
Leg 175 Site 1081 Hole B Core 12H										
METERS	SECTION	GRAPHIC LITH.	BIOTURB.	STRUCTURE	ACCESSORIES	ICHNO.	FOSSILS	DISTURB.	SAMPLE	DESCRIPTION
1										<p>NANNOFOSSIL- AND DIATOM-BEARING CLAY, and DIATOM-BEARING CLAY</p> <p>The core consists of a dark olive gray (5Y 3/2) NANNOFOSSIL- AND DIATOM-BEARING CLAY, and DIATOM-BEARING CLAY. The microfossil abundance changes throughout the core but there are no discernable color changes. Sections 1 and 2 consist of NANNOFOSSIL- AND DIATOM-BEARING CLAY, while the rest of the core consists of DIATOM-BEARING CLAY. Moderate bioturbation is evident throughout the core.</p>
2									SS	
3										
4									SS	
5										
6									SS	
7									PAL	

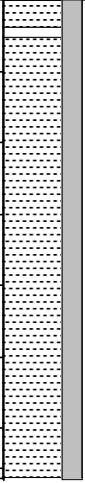


1081B-14H 119.0-128.5 mbsf							
Leg 175 Site 1081 Hole B Core 14H							
METERS	SECTION	GRAPHIC LITH.	BIOTURB.	STRUCTURE	ACCESSORIES	DESCRIPTION	
				ICHNO.	FOSSILS		
				DISTURB.	SAMPLE		
1						<p>NANNOFOSSIL-BEARING, DIATOM-RICH CLAY</p> <p>The core consists of dark olive gray (5Y 3/2) NANNOFOSSIL-BEARING, DIATOM-RICH CLAY. Lighter intervals of light olive gray (5Y 5/2). Sediments occur at Section 3, 0-80 cm, Section 4, 40-150 cm, and Section 5, 0-120 cm. Intervals have gradational boundaries with the darker sediment. Moderate bioturbation is evident throughout the core.</p>	
2					SS		
3							
4							SS
5							
6							SS
7							PAL
10							




1081B-15H 128.5-138.0 mbsf										
Leg 175 Site 1081 Hole B Core 15H										
METERS	SECTION	GRAPHIC LITH.	BIOTURB.	STRUCTURE	ACCESSORIES	ICHO.	FOSSILS	DISTURB.	SAMPLE	DESCRIPTION
1										<p>DIATOM-BEARING CLAY, DIATOM- AND NANNOFOSSIL-RICH CLAY, and DIATOM-RICH CLAY</p> <p>The core consists of a DIATOM-BEARING CLAY, DIATOM- AND NANNOFOSSIL-RICH CLAY, and DIATOM-RICH CLAY. The predominant color is dark olive gray (5Y 3/2). Olive (5Y 4/3) colored intervals occur in Section 3, 0 - 80 cm and Section 4 to Section 5, 30 - 150 cm. Black (5Y 2.5/1) colored intervals occur in Section 3, 80 - 150 cm, and Section 5, 30 - 150 cm. Several large vertical burrows (2 cm wide) extend as long as 50 cm.</p>
2								SS		
3								SS		
4								SS		
5								SS		
6								SS		
7								SS		
8								SS		
9								SS		
10								PAL		


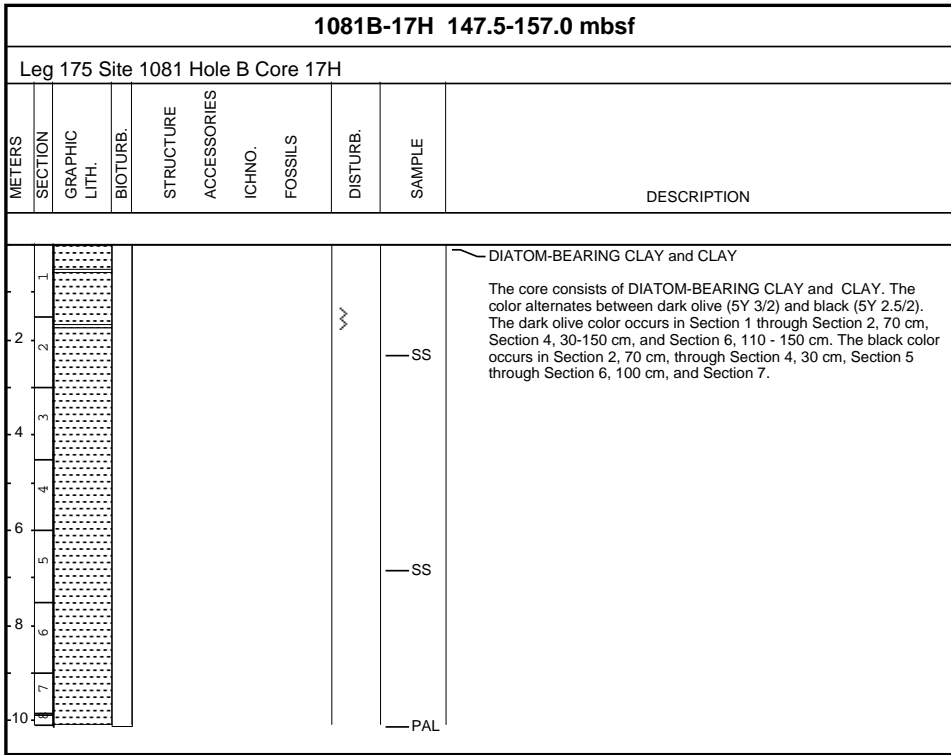



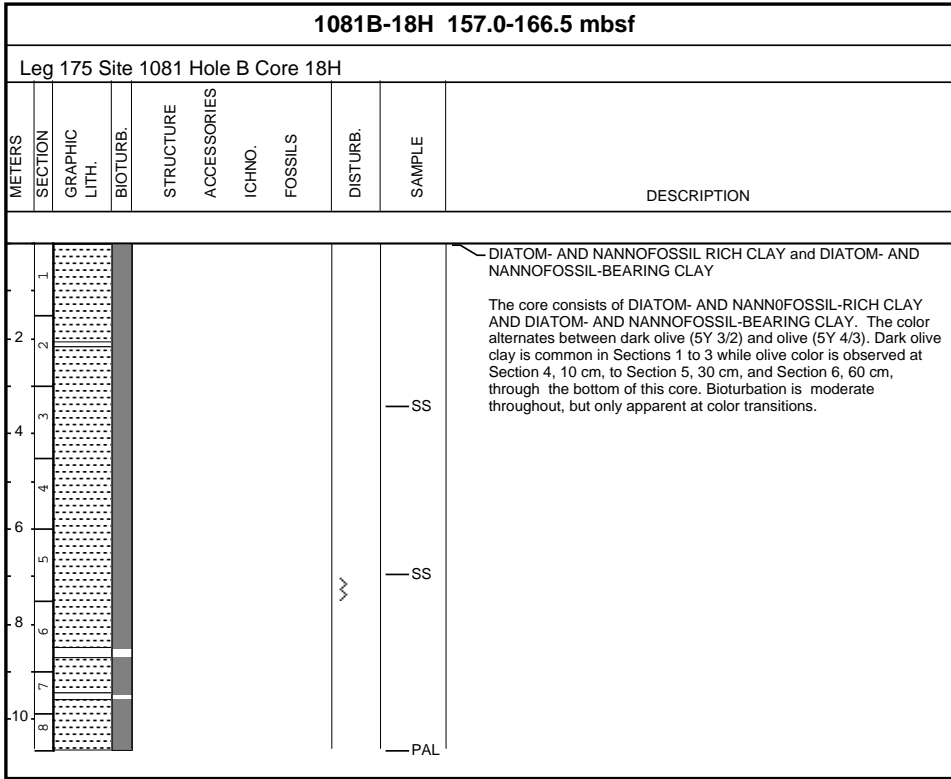
1081B-16H 138.0-147.5 mbsf							
Leg 175 Site 1081 Hole B Core 16H							
METERS	SECTION	GRAPHIC LITH.	BIOTURB.	STRUCTURE	ACCESSORIES	ICHO. FOSSILS	DISTURB. SAMPLE
DESCRIPTION							
1							SS
2							
3							
4							
5							SS
6							
7							
8							
9							
10							PAL

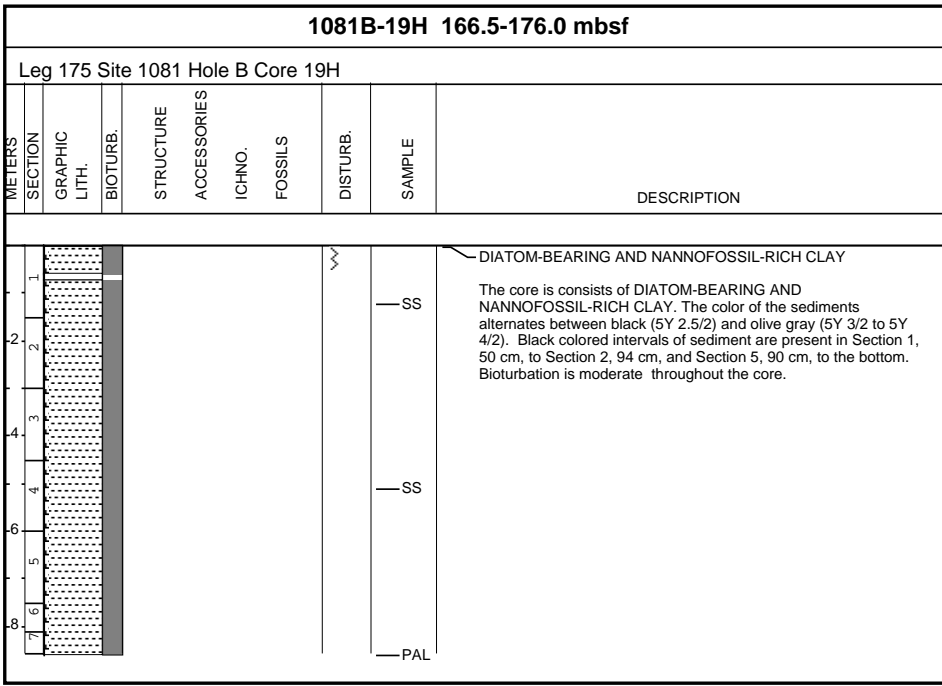
DIATOM-RICH CLAY and CLAY

The core consists of a DIATOM-RICH CLAY and CLAY. The color is predominantly black (5Y 2.5/2) with intervals of dark olive gray (5Y 3/2) in Section 1, 0 - 50 cm, and 80 - 120 cm, and Sections 6 and 7. Moderate bioturbation exists throughout the core.













1081B-20H 176.0-185.5 mbsf										
Leg 175 Site 1081 Hole B Core 20H										
METERS	SECTION	GRAPHIC LITH.	BIOTURB.	STRUCTURE	ACCESSORIES	ICHO.	FOSSILS	DISTURB.	SAMPLE	DESCRIPTION
1	1	[Pattern]								<p>CLAY, DIATOM- AND NANNOFOSSIL-RICH CLAY, and DIATOM-RICH CLAY</p> <p>The core consists of CLAY, DIATOM- AND NANNOFOSSIL-RICH CLAY, and DIATOM-RICH CLAY. The color varies from black (5Y 2.5/2) and dark olive gray (5Y 3/2) to olive gray (5Y 4/2). The darkest sediments are found in Section 1 and Section 5, 50 - 150 cm. Sections 2, 3, 6, and 7 are dark olive gray in color while Section 4, 0 - 100 cm, is olive gray. Bioturbation is pervasive throughout. A distinctive white layer, 2 to 3 mm in thickness, at Section 6, 46 cm, is composed of angular, silt-sized quartz grains and fragments of foraminifers.</p>
2	2	[Pattern]							SS	
3	3	[Pattern]								
4	4	[Pattern]							SS	
5	5	[Pattern]								
6	6	[Pattern]							SS	
7	7	[Pattern]								
10	8	[Pattern]							PAL	













1081B-21H 185.5-187.6 mbsf										
Leg 175 Site 1081 Hole B Core 21H										
METERS	SECTION	GRAPHIC LITH.	BIOTURB.	STRUCTURE	ACCESSORIES	ICHNO.	FOSSILS	DISTURB.	SAMPLE	DESCRIPTION
2 1 1 1									SS PAL	DIATOM-BEARING, NANNOFOSSIL-RICH CLAY The core is consists of a homogenous, olive gray (5Y 4/2) DIATOM-BEARING, NANNOFOSSIL-RICH CLAY.



1081C-1H 0.0-7.3 mbsf							
Leg 175 Site 1081 Hole C Core 1H							
METERS	SECTION	GRAPHIC LITH.	BIOTURB.	STRUCTURE ACCESSORIES	ICHNO. FOSSILS	DISTURB.	DESCRIPTION
1							<p>NANNOFOSSIL AND FORAMINIFER-RICH CLAY</p> <p>The core consists of dark olive gray (5Y 3/2) NANNOFOSSIL- AND FORAMINIFER-RICH CLAY. Small Pteropod shell fragments are disseminated throughout.</p>
2						SS	
3							
4							
5						SS	
6							

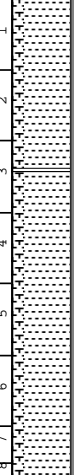
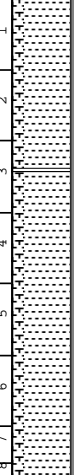
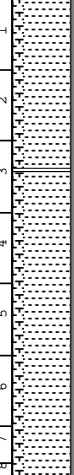
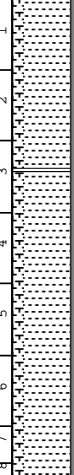
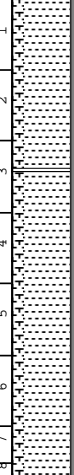
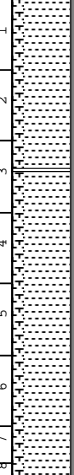
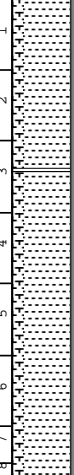
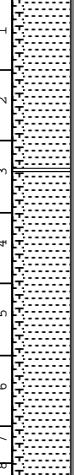
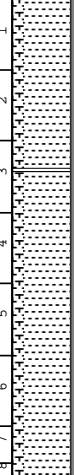
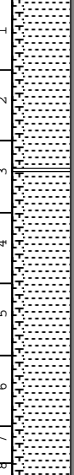


1081C-2H 7.3-16.8 mbsf							
Leg 175 Site 1081 Hole C Core 2H							
METERS	SECTION	GRAPHIC LITH.	BIOTURB.	STRUCTURE ACCESSORIES	ICHO. FOSSILS	DISTURB.	SAMPLE
DESCRIPTION							
1						↕	
2						↕	
3						↕	
4						↕	
5						↕	
6						↕	
7						↕	
8						↕	
9						↕	
10						↕	
							SS
							SS

NANNOFOSSIL- AND FORAMINIFER-RICH CLAY


The core consists of dark olive gray (5Y 3/2) FORAMINIFER- AND NANNOFOSSIL-RICH CLAY. Fragments of pteropod shells are disseminated throughout. Bioturbation is evident when there is a color change.




1081C-3H 16.8-26.3 mbsf							
Leg 175 Site 1081 Hole C Core 3H							
METERS	SECTION	GRAPHIC LITH.	BIOTURB.	STRUCTURE	ACCESSORIES	ICHO. FOSSILS	DISTURB. SAMPLE
DESCRIPTION							
1							SS
2							
3							SS
4							
5							SS
6							
7							
8							
9							
10							


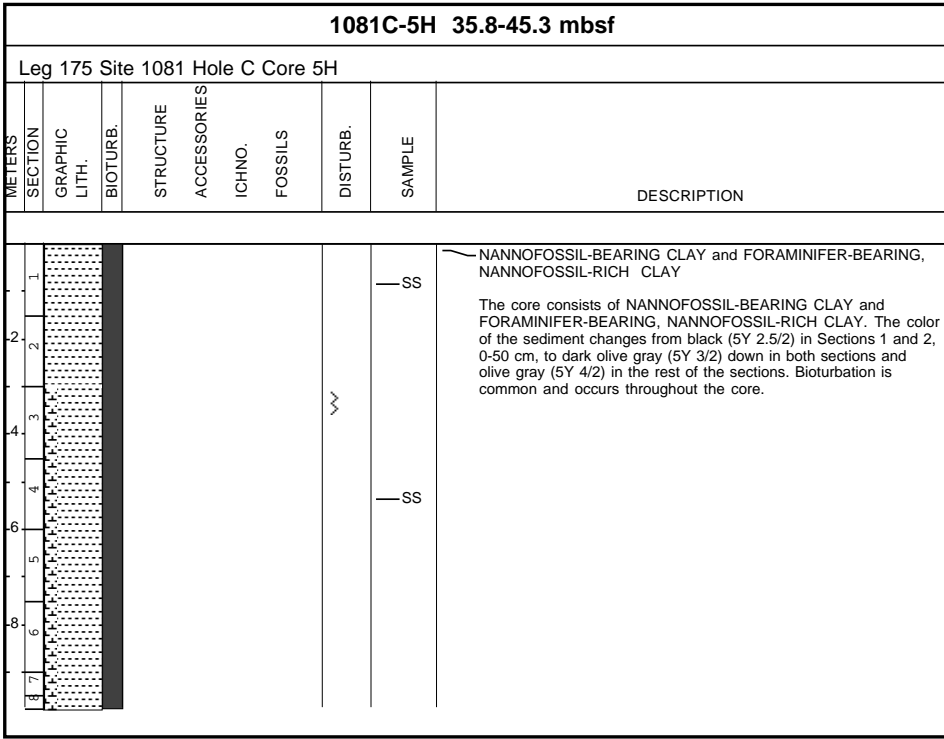
NANNOFOSSIL- AND FORAMINIFER-RICH CLAY

The core consists of dark olive gray (5Y 3/2) and olive gray (5Y 4/2) NANNOFOSSIL- AND FORAMINIFER-RICH CLAY. Moderate bioturbation occurs throughout the core.



1081C-4H 26.3-35.8 mbsf										
Leg 175 Site 1081 Hole C Core 4H										
METERS	SECTION	GRAPHIC LITH.	BIOTURB.	STRUCTURE	ACCESSORIES	ICHNO.	FOSSILS	DISTURB.	SAMPLE	DESCRIPTION
1										<p>NANNOFOSSIL- AND FORAMINIFER-RICH CLAY</p> <p>The core consists of olive (5Y 4/3) NANNOFOSSIL- AND FORAMINIFER-RICH CLAY. Gradational changes in color occur from dark olive gray (5Y 3/2) in Sections 1, 6, and 7 to light dark olive gray in Sections 2 and 3, and olive (5Y 4/3) in Sections 4 and 5. A discontinuous calcareous laminae, 1 mm in thickness, is evident in Section 4, 110 cm. Common bioturbation occurs throughout the core.</p>
2									— SS	
3									— SS	
4									— SS	
5									— SS	
6									— SS	
7									— SS	
8										
9										
10										






1081C-6H 45.3-54.8 mbsf										
Leg 175 Site 1081 Hole C Core 6H										
METERS	SECTION	GRAPHIC LITH.	BIOTURB.	STRUCTURE	ACCESSORIES	ICHNO.	FOSSILS	DISTURB.	SAMPLE	DESCRIPTION
1								∞	SS	<p>DIATOM-BEARING, NANNOFOSSIL- AND FORAMINIFER-RICH CLAY, NANNOFOSSIL- AND FORAMINIFER-RICH CLAY, and DIATOM- AND NANNOFOSSIL-RICH CLAY.</p> <p>The core consists of dark olive gray (5Y 3/2) DIATOM-BEARING, NANNOFOSSIL- AND FORAMINIFER-RICH CLAY in Sections 1 and 2, olive gray (5Y 4/3) NANNOFOSSIL- AND FORAMINIFER-RICH CLAY in Sections 3 and 4, and olive gray (5Y 4/3) DIATOM- AND NANNOFOSSIL-RICH CLAY in Sections 5, 6 and 7. Bioturbation is common throughout the core.</p>
2									SS	
3									SS	
4									SS	
5									SS	
6									SS	
7									SS	





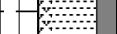














































1081C-9H 73.8-83.3 mbsf						
Leg 175 Site 1081 Hole C Core 9H						
METERS	SECTION	GRAPHIC LITH.	BIOTURB.	STRUCTURE	ACCESSORIES	DESCRIPTION
				ICHNO.	FOSSILS	
				DISTURB.	SAMPLE	
1						<p>NANNOFOSSIL- AND FORAMINIFER-RICH CLAY, NANNOFOSSIL-BEARING, DIATOM-RICH CLAY and DIATOM-BEARING, NANNOFOSSIL-RICH CLAY</p> <p>The core consists of black (5Y 2.5/5) NANNOFOSSIL-BEARING, DIATOM-RICH CLAY in Sections 1, 2, and 3, dark olive gray (5Y 4/3) DIATOM-BEARING, NANNOFOSSIL-RICH CLAY in Sections 4 and 5, and olive gray (5Y 4/3) NANNOFOSSIL- AND FORAMINIFER-RICH CLAY downcore. Moderate bioturbation is evident throughout the core.</p>
2					SS	
3					SS	
4					SS	
5					SS	
6					SS	
7					SS	














1081C-10H 83.3-92.8 mbsf										
Leg 175 Site 1081 Hole C Core 10H										
METRES	SECTION	GRAPHIC LITH.	BIOTURB.	STRUCTURE	ACCESSORIES	ICHNO.	FOSSILS	DISTURB.	SAMPLE	DESCRIPTION
1									SS	DIATOM-BEARING, NANNOFOSSIL- AND FORAMINIFER-RICH CLAY and DIATOM-RICH CLAY The core consists of olive (5Y 4/3) and dark olive gray (5Y 3/2) DIATOM-BEARING, NANNOFOSSIL- AND FORAMINIFER-RICH CLAY and black (5Y 2.5/2) DIATOM-RICH CLAY. Common bioturbation occurs throughout the core.
2									SS	
3										
4										
5										
6										
7									SS	




1081C-11H 92.8-102.3 mbsf						
Leg 175 Site 1081 Hole C Core 11H						
METERS	SECTION	GRAPHIC LITH.	BIOTURB.	STRUCTURE ACCESSORIES	ICHRNO. FOSSILS	DISTURB. SAMPLE
DESCRIPTION						
1						
2						
3						
4						
5						
6						
7						
8						
9						
10						
11						
12						
13						
14						
15						
16						
17						
18						
19						
20						
21						
22						
23						
24						
25						
26						
27						
28						
29						
30						
31						
32						
33						
34						
35						
36						
37						
38						
39						
40						
41						
42						
43						
44						
45						
46						
47						
48						
49						
50						
51						
52						
53						
54						
55						
56						
57						
58						
59						
60						
61						
62						
63						
64						
65						
66						
67						
68						
69						
70						
71						
72						
73						
74						
75						
76						
77						
78						
79						
80						
81						
82						
83						
84						
85						
86						
87						
88						
89						
90						
91						
92						
93						
94						
95						
96						
97						
98						
99						
100						
101						
102						
103						
104						
105						
106						
107						
108						
109						
110						
111						
112						
113						
114						
115						
116						
117						
118						
119						
120						
121						
122						
123						
124						
125						
126						
127						
128						
129						
130						
131						
132						
133						
134						
135						
136						
137						
138						
139						
140						
141						
142						
143						
144						
145						
146						
147						
148						
149						
150						
151						
152						
153						
154						
155						
156						


1081C-12H 102.3-111.8 mbsf										
Leg 175 Site 1081 Hole C Core 12H										
METERS	SECTION	GRAPHIC LITH.	BIOTURB.	STRUCTURE	ACCESSORIES	ICHNO.	FOSSILS	DISTURB.	SAMPLE	DESCRIPTION
1									SS	<p>DIATOM-RICH CLAY</p> <p>The core consists of black (5Y 2.5/2) and dark olive gray (5Y 3/2) DIATOM-RICH CLAY. Moderate bioturbation occurs throughout the core.</p>
2									SS	
3									SS	
4									SS	
5									SS	
6									SS	
7									SS	
8									SS	
9									SS	
10									SS	









1081C-13H 111.8-121.3 mbsf							
Leg 175 Site 1081 Hole C Core 13H							
METERS	SECTION	GRAPHIC LITH.	BIOTURB.	STRUCTURE	ACCESSORIES	ICHO. FOSSILS	DISTURB. SAMPLE
							DESCRIPTION
1							<p>DIATOM-RICH CLAY</p> <p>The core consists of olive gray (5Y 3/2) to very dark gray (5Y 3/1) DIATOM-RICH CLAY. The sediment is homogeneous. Burrows occur at various horizons.</p>
2						SS	
3							
4							
5						SS	
6							
7							
8							
9							
10							










































1081C-14H 121.3-130.8 mbsf										
Leg 175 Site 1081 Hole C Core 14H										
METERS	SECTION	GRAPHIC LITH.	BIOTURB.	STRUCTURE	ACCESSORIES	ICHO.	FOSSILS	DISTURB.	SAMPLE	DESCRIPTION
1										<p>DIATOM-RICH CLAY</p> <p>The core consists of dark olive gray (5Y 3/2) to very dark gray (5Y 3/1) DIATOM-RICH CLAY. Bioturbation occurs throughout Sections 1 to 4 and Section 6.</p>
2									SS	
3									SS	
4									SS	
5										
6										
7										
8										
9										
10										

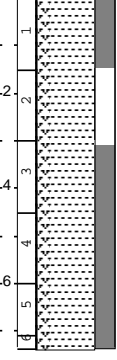


1081C-15H 130.8-138.4 mbsf						
Leg 175 Site 1081 Hole C Core 15H						
METERS	SECTION	GRAPHIC LITH.	BIOTURB.	STRUCTURE	ACCESSORIES	DESCRIPTION
				ICHNO.	FOSSILS	
				DISTURB.	SAMPLE	
1						<p>DIATOM-RICH CLAY</p> <p>The core consists of dark olive gray (5Y 3/2), very dark gray (5Y 3/1) and olive gray (5Y 4/2) DIATOM-RICH CLAY.</p>
2						
3					SS	
4					SS	
5					SS	



1081C-16H 138.4-147.9 mbsf						
Leg 175 Site 1081 Hole C Core 16H						
METERS	SECTION	GRAPHIC LITH.	BIOTURB.	STRUCTURE	ACCESSORIES	DESCRIPTION
				ICHNO.	FOSSILS	
				DISTURB.	SAMPLE	
1						DIATOM-RICH CLAY
2						<p>The core consists of dark olive gray (5Y 3/2), and very dark gray (5Y 3/1) DIATOM-RICH CLAY. A dolomite nodule, 3 cm in diameter, occurs in Section 1, 3.5 cm. Small, white siliceous concretions, greater than 1 mm, are observed occasionally throughout the core.</p>
3						
4						
5						
6						
7						
8						
						
						
						
						
						
						
						
						
						
						
						
						
						
						
						
						
						
						
						
						
						
						
						
						
						
						
						
						
						
						
						



1081C-17H 147.9-155.2 mbsf						
Leg 175 Site 1081 Hole C Core 17H						
METERS	SECTION	GRAPHIC LITH.	BIOTURB.	STRUCTURE	ACCESSORIES	DESCRIPTION
				ICHNO.	FOSSILS	
				DISTURB.		
					SAMPLE	
1						DIATOM-RICH CLAY
2					SS	The core consists of dark olive gray (5Y 3/2), and very dark gray DIATOM-RICH CLAY. Whitish concretions occur disseminated throughout the core.
3					SS	
4						
5						
6						
7						

